



# Using the FairwayNow App

## Borrower's Guide

Welcome to Fairway!

The FairwayNow application (app) is a mobile app that quickly helps with your mortgage needs. The FairwayNow app allows faster communication with your Loan Officer, allows you to view your loan progress, allows quick use of the mortgage calculator, and is a fast and secure way to scan documents and other resources at any time on any device. This guide will walk you through how to navigate the FairwayNow app.

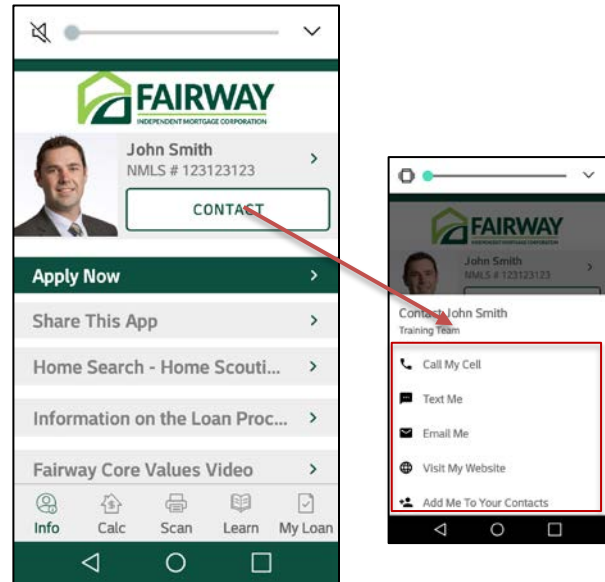


# Let's Get Started

Your Mortgage Loan Officer will share the FairwayNow app with you either via text or email. Once you receive the invitation, simply click the link from your mobile device to download the app.

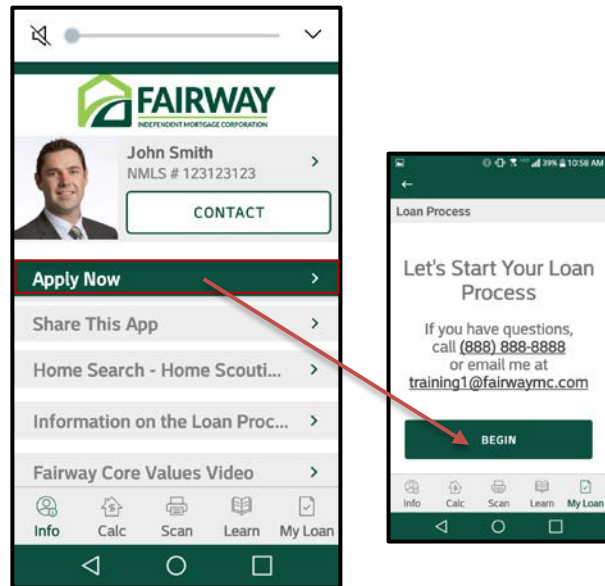
## Communicating with your Loan Officer

Click the **Contact** button in the application to communicate with your Loan Officer either via text, email, office or cell phone.



## Applying for a Loan

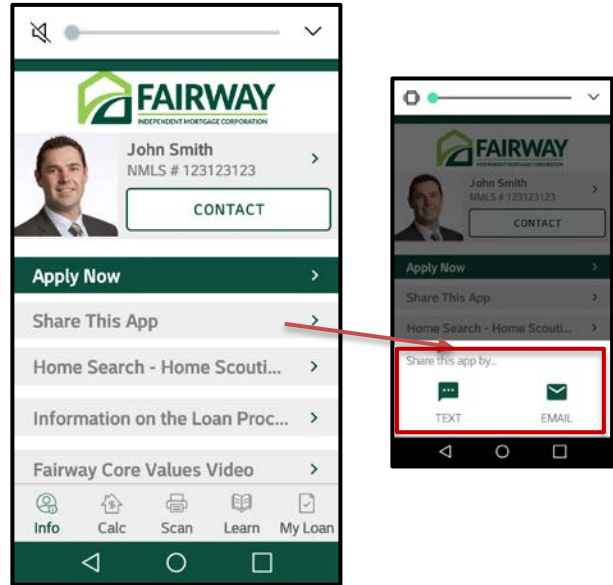
Click the **Apply Now** button to begin applying for a loan through Fairway. Follow the steps as prompted.



# Getting Started continued

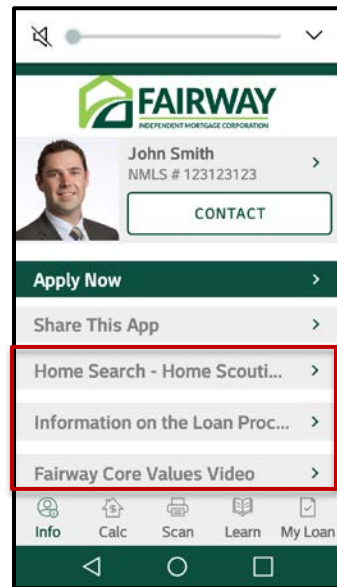
## Sharing the App

Click the **Share this App** button to share the app with friends that could benefit with a mortgage from Fairway.




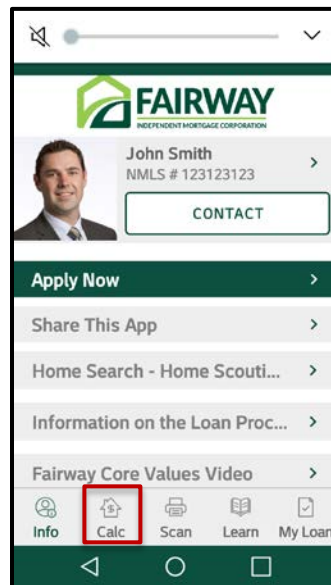
## Information on the Loan Process/Fairway Core Values Video

The **Information on the Loan Process** and **Fairway Core Values Video** buttons launch web links in the app that share additional information about the loan process and Fairway's core values.



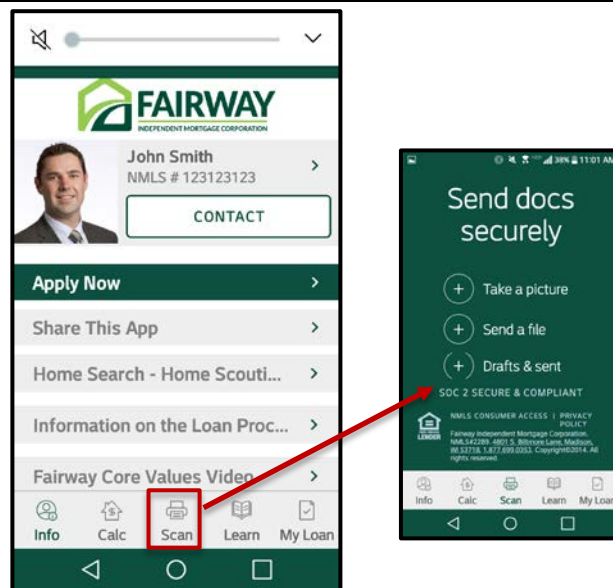
## Using the Mortgage Calculator

Click the **Calculator** icon  at the bottom of the app to calculate monthly payments and determine costs associated with a new home purchase or refinance. You can also use the affordability option to determine what you can afford and save any of the calculations.



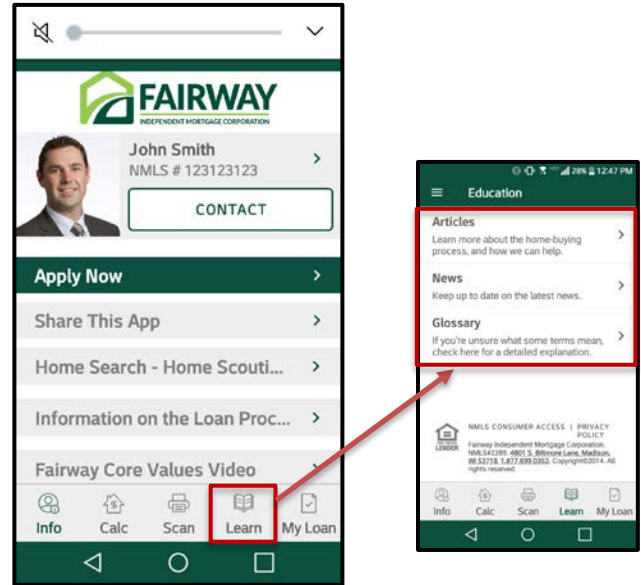
## Scanning Documents

Click the **Scan** icon, and then click the “+” sign to scan and upload documents quickly and securely to your loan before the loan has started. After a loan has started, documents can be scanned under the **My Loan** tab.



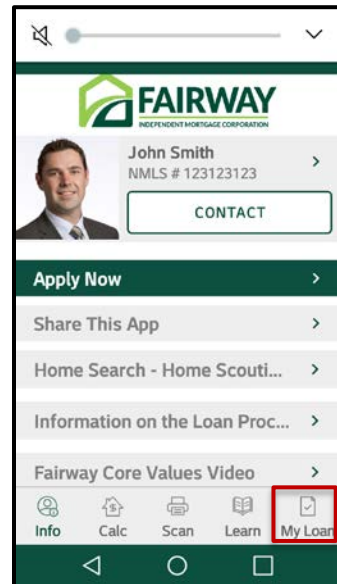
## Learn Tab

Click the **Learn** tab to learn more about various articles, the home buying process, keep up to date on the latest news, and use the glossary for unfamiliar terms.



## My Loan Tab

Once an application has been submitted, the **My Loan** tab will show detailed information such as your loan progress, loan details, and requested documentation for your loan.

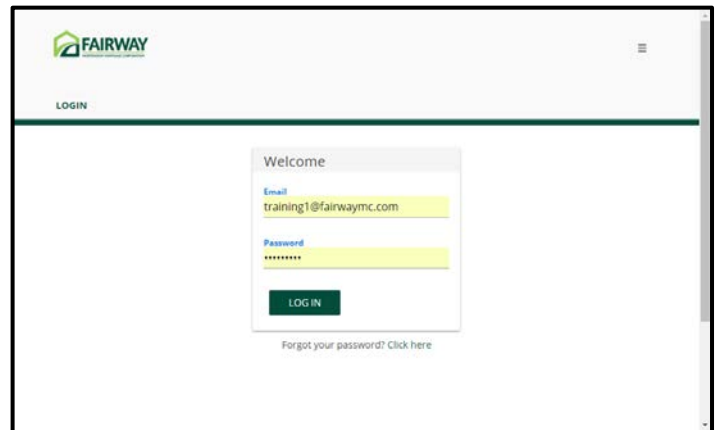


# FairwayNow Online

Once a borrower has created an account using the FairwayNow app, the LO can send the borrower a link via text or email to access, view, and upload important loan application documents online.

## Accessing FairwayNow Online

Once you have created an account using the FairwayNow app go to <https://mobile.fairwaynow.com/login> to access your account online. Use the same email and password as your FairwayNow App to log in.



## Your Loan Dashboard

Once logged in you will see **Your loan dashboard**. Here you can upload requested documents from your desktop by selecting the **UPLOAD** button.

### Other Options:

- Contact your LO by selecting the **CONTACT** button.
- Access support by selecting **SUPPORT**

